




Unveiling the Magic: Discover the Secrets of 65-Inch Canvas TVs That Will Transform Your Viewing Experience!

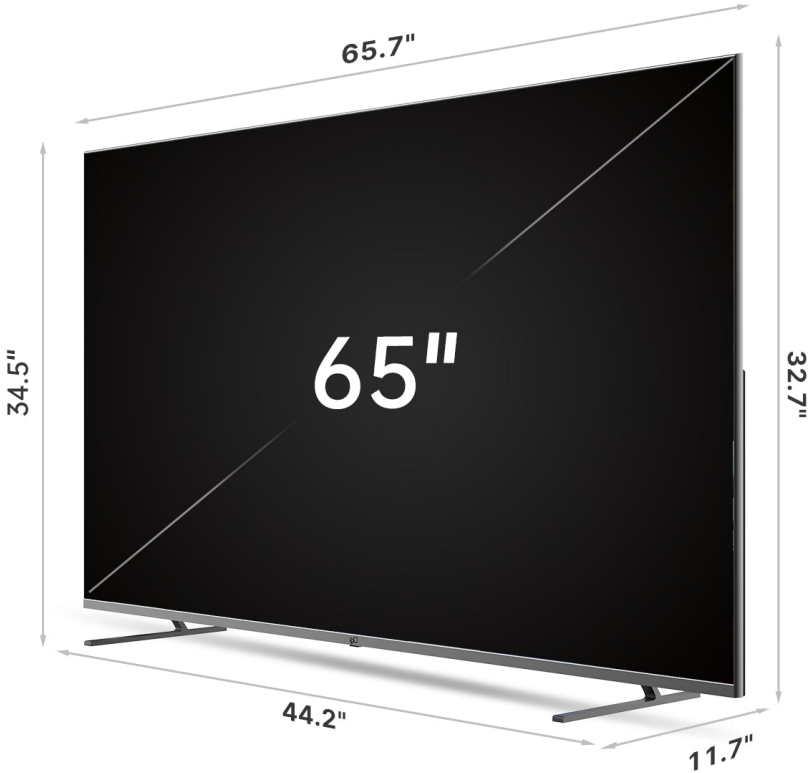
In an age where home entertainment is becoming increasingly sophisticated, 65-inch [Canvas TVs](#) have emerged as a popular choice for those seeking an immersive viewing experience. These televisions not only provide a larger-than-life display but also boast advanced technology that enhances picture quality and overall performance. As we navigate through this article, we aim to explore the specifications and capabilities of 65-inch Canvas TVs, shedding light on what makes them a compelling addition to any living space. Whether you're a movie enthusiast, a gamer, or someone who simply enjoys binge-watching their favorite series, understanding the ins and outs of these TVs will guide you in making an informed decision.

Canvas Series

 |  Google TV

TV With Stand
65.7"W x 39.7"H x 11.7"D





What's in the Box

FPD Google TV

AAA Batteriesx2

Base Mounting Accessories

Remote Control

AV Adapter Cable

User Manual

Understanding Canvas TV Technology

Canvas TV technology is a game changer in the world of home entertainment. What sets these TVs apart from traditional models is the incorporation of cutting-edge display technologies such as OLED and QLED, which deliver deeper blacks, brighter whites, and a wider color spectrum. Unlike conventional LCD TVs, Canvas TVs offer superior contrast ratios and enhanced viewing angles, allowing you to enjoy your favorite shows and movies from any seat in the room. Additionally, many Canvas TVs come equipped with 4K resolution, providing four times the pixel density of standard HD, resulting in sharper images and more detailed visuals. Color accuracy is another hallmark of Canvas TVs, with many models supporting HDR (High Dynamic Range) to produce vivid colors and realistic lighting effects. This technology not only elevates the visual experience but also breathes life into the content you watch.

Key Specifications of 65-Inch Canvas TVs

When considering a 65-inch Canvas TV, it's essential to pay attention to several key specifications that will impact your viewing experience. First and foremost is the screen size, which, at 65 inches, offers a perfect balance between immersive viewing and space considerations. Resolution is another critical factor; opting for 4K resolution is advisable for a crystal-clear picture, especially on a large screen. The refresh rate is also pivotal, with higher rates (like 120Hz) providing smoother motion for fast-paced content such as sports and action films. Additionally, check for HDR capabilities, which enhance the contrast and color of the image, making dark scenes richer and bright scenes more vibrant. Other specifications to consider include HDMI ports, which allow for multiple device connections, and built-in smart features that enable streaming and browsing capabilities. By understanding these specifications, you can choose a model that best suits your viewing habits and preferences.

Features That Enhance the Viewing Experience

Beyond basic specifications, the features of 65-inch Canvas TVs significantly enhance the overall user experience. Many of these TVs come equipped with smart TV technology, allowing you to connect to the internet and access various streaming services effortlessly. This feature is particularly valuable in today's entertainment ecosystem, where content is increasingly available online. Connectivity options also play a crucial role; HDMI, USB, and wireless capabilities ensure that you can connect your gaming console, Blu-ray player, or sound system without hassle. Furthermore, built-in audio systems in some Canvas TVs provide a richer acoustic experience, eliminating the need for additional sound systems in smaller setups. Some models even support advanced audio formats, creating a cinematic soundstage that complements the stunning visuals. These features work together to create a seamless and enjoyable viewing experience, making your favorite content more accessible and engaging.

Installation and Setup Considerations

Installing a 65-inch Canvas TV requires thoughtful consideration to maximize both aesthetics and functionality. Start by deciding on the placement of your TV—whether you prefer it mounted on a wall or sitting on a stand. Wall mounting can save space and create a sleek look, but it's crucial to ensure the wall can support the TV's weight and that you have access to power outlets. When setting up, consider the viewing height; the center of the screen should ideally be at eye level when seated. Cable management is another aspect to keep in mind, as unsightly cables can detract from the overall appearance of your setup. Utilizing cable management systems or hiding cables behind walls can create a clean and organized look. Taking the time to carefully install and set up your Canvas TV will enhance your viewing experience and contribute to the overall ambiance of your living space.

Final Thoughts on Elevating Your Home Entertainment

In summary, 65-inch Canvas TVs represent a remarkable fusion of technology and design, offering an unparalleled viewing experience that can transform any living space into a home theater. By understanding the technology behind Canvas TVs, key specifications to consider, and features that enhance usability, you can make an informed choice that aligns with your entertainment needs. As you contemplate your next TV purchase, remember that investing in a high-quality Canvas TV not only elevates your viewing experience but also sets the stage for countless movie nights, gaming sessions, and family gatherings. Embrace the magic of Canvas TVs and unlock a new dimension of home entertainment!